



DIRECTORATE: COMMUNITY SERVICES

REVIEW OF MID-TERM

17 NOVEMBER 2021 TO 30 JUNE 2024

Table of Contents

1	STATE OF HUMAN SETTLEMENTS	1
1.1	SUMMARY OF PROJECTS: 2021/2022 – 2023/2024	1
1.2	WESTERN CAPE HOUSING DEMAND DATABASE (WCHddb): OVERSTRAND	1
1.3	OVERSTRAND INFORMAL SETTLEMENTS	2
1.4	OVERSTRAND MUNICIPALITY: LAND INVASION:	2
2	ACHIEVEMENTS	3
3	STATE OF HUMAN SETTLEMENTS FINANCES	5
3.1	TITLE DEED RESTORATION GRANT	5
3.2	ZWELIHLE HOSTELS RENOVATION	5
3.3	GANSBAAI, MOUNT PLEASANT AND HAWSTON: PROJECT TYPE: FINANCE LINKED INDIVIDUAL SUBSIDY PROGRAMME (FLISP)	5
3.4	ZWELIHLE: PEACH HOUSE: 90 HOUSES: INDIVIDUAL NON-CREDIT LINK (INC), FLISP, PRIVATE PURCHASE	5
4	ANNEXURE A: PICTURES OF VARIOUS PROJECTS	6
5	UPGRADE OF ONRUSRIVIER ABLUTION FACILITY AND LIFESAVER OUTLOOK POINT (CAPITAL PROJECT)	8
6	UPGRADE OF MARINE HOTEL STORMWATER OUTLET AND INSTALLATION OF PST AND RIAL	9
7	BABEL AND KRABEL, HERMANUS: MAINTENANCE OF ROAD AND SIDEWALK AND INSTALLATION OF POST AND RAILS	9
8	ZWELIHLE BUILDING: INSTALLATION OF FENCING	9
9	VERMONT: BOARDWALK MAINTENANCE AND ONRUSRIVIER POST & RAILS ATLANTIC DRIVE	9
10	SANDBAAI: STORMWATER MAINTENANCE	10
11	SANDBAAI: LONG STREET STORMWATER CHANNEL (CAPITAL PROJECT)	10
12	SPEED CALMING: HERMANUS AND VOELKLIP AREA (CAPITAL PROJECT)	10
13	VOELKLIP: STORMWATER MAINTENANCE PROJECT 4TH STREET	10
14	EASTCLIFF: STORMWATER MAINTENANCE PROJECT	10
15	ONRUSRIVIER: MCFARLANE STORMWATER MAINTENANCE	11
16	DAVIS POOL: CONCRETE WORKS	11
17	DAVIS POOL: CONCRETE WORKS	11

1 STATE OF HUMAN SETTLEMENTS

The Overstrand Municipality has over the last few years had its share of in-migration of people, which is caused by the urbanization process. As a result of this in-migration a backlog developed in the provision of housing accommodation. It manifests in the growth in the number of backyard dwellers and in informal settlements that are scattered over the entire municipal area. To address this problem, a comprehensive strategy was developed with the 5-year program forming part of the IDP version dated 18 March 2024.

1.1 SUMMARY OF PROJECTS: 2021/2022 – 2023/2024

PROJECT TYPE: INTEGRATED RESIDENTIAL DEVELOPMENT PROGRAMME (IRDP)			2023/2024	2024/2025
NO	AREA	STATUS	Completed	In progress
1	Gansbaai	Blompark: Top Structure handed over	378	161
2	Gansbaai	Masakhane: Top Structure handed over	274	21
3	Stanford	Top Structure handed over	120	130
4	Zwelihle	Site C1: Top Structure handed over	150	0
Sub-total:1/3			922	312
PROJECT TYPE: UPGRADING INFORMAL SETTLEMENT PROGRAMME (UISP)				
5	Zwelihle	Mandela: Handed over serviced sites	0	83
6	Zwelihle	Transit camp: Handed over serviced sites	0	126
7	Gansbaai	Masakhane: Handed over serviced sites	631	269
Sub-total:2/3			631	478
PROJECT TYPE: FINANCE LINKED INDIVIDUAL SUBSIDY PROGRAMME (FLISP)				
8	Gansbaai	Fountain-Hill: Completed transfer and Title deed handed over	20	104
9	Mount Pleasant	Rugby field: Completed transfer and Title deed handed over	10	12
10	Hermanus	Mount Pleasant Landfill and Westdene: Completed transfer and Title deed handed over	0	215
11	Hawston	Completed transfer and Title deed handed over	35	72
Sub-total:3/3			65	403
OVERSTRAND: GRAND TOTAL			1618	1193

1.2 WESTERN CAPE HOUSING DEMAND DATABASE (WCHDDB): OVERSTRAND

NO.	AREAS	TOTAL AS 30 JUNE 2021	TOTAL AS 31 MAY 2024
1	Bettys Bay	46	52
2	Gansbaai	4310	4612
3	Hawston	942	950
4	Hermanus	134	150
5	Kleinmond	949	1237
6	Mount Pleasant	856	914
7	Stanford	1167	1272
8	Zwelihle	5254	6603
OVERSTRAND TOTAL		13658	15790

1.3 OVERSTRAND INFORMAL SETTLEMENTS

No	AREA	SETTLEMENT	HOUSEHOLDS AS 30 JUNE 2021	HOUSEHOLDS AS 21 JUNE 2024
1	Stanford	Die Kop	180	176
2	Gansbaai	Buffeljagsbaai	15	16
3	Gansbaai	Masakhane	1181	530
4	Gansbaai	Beverly Hills	91	0
5	Kleinmond	Overhills	489	491
6	Zwelihle	New Camp	52	55
7	Zwelihle	Asazani	89	89
8	Zwelihle	Transit Camp	171	171
9	Zwelihle	Thambo Square	351	351
10	Zwelihle	Serviced Sites	80	81
11	Zwelihle	Tsepe Tsepe	256	262
12	Zwelihle	TRA Site	250	250
13	Hermanus	Hawston	10	7
Subtotal			3215	2479
EMERGENCY HOUSING				
14	Hermanus	Mount Pleasant(Dankbaar)	29	29
15	Hermanus	Mount Pleasant(Haven)	25	25
16	Stanford	Stanford (Thembehle EHP)	154	136
17	Hermanus	Zwelihle(Masiphumelele)	150	152
18	Hermanus	Zwelihle: Swimming Pool	0	94
19	Hermanus	Zwelihle(old Mandela)	64	64
20	Gansbaai	Masakhane	94	34
21	Gansbaai	Eluxolweni	112	124
Subtotal			564	658
Overstrand Total			3779	3137

Note: Beverly-Hills was formalised into individual serviced sites and total number of Masakhane decrease because the informal settlement is being also formalised to individual serviced sites

Refer to above list of informal settlements: Incremental Interventions: Emergency Housing Programme, Part 3 of the National Housing Code, 2009:38 prescribed the National Norms and Standards in respect of maximum level of basic services to be provided in the case of temporary settlements. Overstrand Municipality has complied with ratio of maximum level of basic services one water point or tap for 25 families and one toilet for five families

1.4 OVERSTRAND MUNICIPALITY: LAND INVASION:

NO	AREA	SETTLEMENT	STRUCTURES: 30 JUNE 2021	STRUCTURES : 21 JUNE 2024
1	Hermanus	Marikana	3069*	2215*
		Schulphoek	4500*	4500*
2	Kleinmond	Overhills	393	569
3	Gansbaai	Masakhane	898	0
OVERSTRAND TOTAL			8860	7284

Note: Estimated figures*

Overstrand Municipality is not meeting the ratio of maximum level of basic services one water point or tap for 25 families and one toilet for five families, but progressively the minimum level of basic services being increased.

2 ACHIEVEMENTS

a) Major achievements per the Integrated Development Plan (IDP) strategic objectives during the current Mid-year term (17 Nov 2021- 21Jun 2024) are:

IDP strategic objective	Major achievements during current Mid -year term (17 Nov 2021 to 21Jun 2024)
1. The provision and maintenance of municipal services	<ul style="list-style-type: none"> ✚ Average 30 471 formal households per annum provided with access to water, sanitation, refuse removal and electricity. ✚ All 86 hostel units were renovated with 202 aluminium windows. ✚ A total number of 3 blocks out of 27 blocks were renovated with IBR roof sheets ✚ Every household in the 21 informal settlements have access to water (1 tap per 25 families) and sanitation (1 toilet per 5 families) as per the national standard. ✚ 7284 informal households provided with basic water services and sanitation services on invaded land. ✚ Average 2 574 informal units electrified since 2016.
2. The encouragement of structured community participation in the matters of the municipality	<ul style="list-style-type: none"> ✚ On 3 December 2021, Overstrand Municipality announced, 1st Municipality in the South Africa to establish new generation ward committees after local government election held 1 November 2021. ✚ Well-functioning Social Compact committees (inclusive of ward committees.) ✚ Average 50 Social Compact committee meetings and Public Housing meetings held from February 2022 to June 2024. ✚ In terms of the road reseal program approximately 300 000m² or 60kms were completed with these activities : <ul style="list-style-type: none"> - Patching - Dust control and - Reseal <p>The financial period 2021/2022 to 2023/2024 to the value of R71'809'591.61</p>

IDP strategic objective	Major achievements during current Mid -year term (17 Nov 2021 to 21Jun 2024)
3. The promotion of tourism, economic and social development	<ul style="list-style-type: none"> ✚ 922 low-cost houses handed over since March 2022. ✚ 919 title deeds transferred since 2022. ✚ 40 temporary job opportunities (EPWP) created since 1 July 2021. ✚ Overstrand is exceptionally proud that five of its beaches – Grotto, Hawston, Onrus, Kleinmond and Castle – are among the 51 South African beaches that have been accredited for season (2022/23) to display the Blue Flag. ✚ Furthermore, four full Blue Flag status beaches – Klienmond, Hawston, Grottos and Castle Beach accredited for season (2023/2024) to display the Blue Flag. ✚ Year 2022/2023 was a great year for the libraries in Overstrand. They have done lots of great things with many remarkable achievements. Hermanus and Kleinmond Libraries reaching the highest number of e-books and digital audiobook check-outs in the Western Cape on the Overdrive Digital Platform.
4. The creation and maintenance of a safe and healthy environment	<ul style="list-style-type: none"> ✚ Overstrand Scoops prestigious National Arbour City Award for local municipalities with prize money R400'000.00 . The awards event took place in Mbombela on 1 September 2022. ✚ Overstrand Municipality's Parks Department and Environmental Management Section planted more than 1 000 trees the last three years. ✚ Year 2022/2023, the Municipality has invested approximately R1'320'000.00 on wheelie bins in order to have safe and healthy environment and address the illegal dumping problems. The beneficiaries were: <ul style="list-style-type: none"> - A total number of 378 households in this development that is situated East of The R43 in Hawston received 240 litres wheelie bins. - A total number of 282 households in this development that is situated at Swartdam road in Hermanus(Zwelihle) received 240 litres wheelie bins.

3 STATE OF HUMAN SETTLEMENTS FINANCES

3.1 TITLE DEED RESTORATION GRANT

The Housing Administration managed to secure guarantee grant funding from Western Cape: Department of Infrastructure to complete the remainder of the 412 transfers. Based on the current allocation of R2000 per transfer (conveyancing= R1137 and administration=R863), the guaranteed financial assistance was R766,000.00. The funding is only paid to the Municipality through claims of the transfers completed. It means no Rollover required for 2023/2024.

As from 1 July 2023, a total number of 181 transfers were completed by 18 March 2024. Therefore, three claims were submitted to Western Cape: Department of Infrastructure. R205'797 was paid to service provider and R156'203 was paid to the Municipality as compensation for salaries.

3.2 ZWELIHLE HOSTELS RENOVATION

Zwelihle Hotels' renovations are funded by Council through operational budget. Administration planned to renovate the 86 hostels progressively as funds get approved by the Council. An amount of R2'100'000 has been invested to renovation since from 1 July 2021 to 30 June 2024.

3.3 GANSBAAI, MOUNT PLEASANT AND HAWSTON: PROJECT TYPE: FINANCE LINKED INDIVIDUAL SUBSIDY PROGRAMME (FLISP)

The project capitalises on serviced sites for the beneficiaries earn above R3501 household combined income registered in the Housing Demand Database for Overstrand Municipality. The serviced sites are sold through the subsidy scheme. For Areas: Gansbaai, Mount Pleasant and Hawston, the Municipality has accumulated a revenue totalling to R1'553'519.59 since from 1 July 2022 to 30 June 2024

3.4 ZWELIHLE: PEACH HOUSE: 90 HOUSES: INDIVIDUAL NON-CREDIT LINK (INC), FLISP, PRIVATE PURCHASE

Zwelihle: Peach House: 90 houses were part of rental stock, however, in May 2016 the Council resolved to dispose these properties in terms of the following available housing programmes INC, FLISP and private purchase for the tenants could not qualify for the subsidy scheme. The disposal value of the properties amounts to R 27 100.00 (zero rated VAT) each excluding the transfer cost. From 1 July 2023 to 30 June 2024 the Municipality has accumulated a revenue total of R271'000

**FROM 1 JULY 2023 TO 30 JUNE 2024, HOUSING ADMINISTRATION
MANAGED TO GENERATE A REVENUE TOTALLING TO :**

R1'980'722.59

4 ANNEXURE A: PICTURES OF VARIOUS PROJECTS

KLEINMOND: OVERHILLS, 27 FEBRUARY 2022 (39 FAMILIES WERE HOMELESS AFTER FIRE DISASTER)



ZWELIHLE: SITE C1, 01 MARCH 2022 (HANDOVER 150 HOUSES TO QUALIFYING BENEFICIARIES)



SCHULPHOEK DEVEL : 23 – 30 MAY 2022, RECONSTITUTED SOCIAL COMPACT (WARD: 4,5,6,7&12)



GANSBAAI: BLOMPARK, 26 AUGUST 2022 (1ST HANDOVER: 150 HOUSES TO BENEFICIARIES)



TITLE DEED HANDOVER : HAWSTON, 30 AUG 2022, (IRDP: 378 HOUSING PROJECT)



ZWELIHLE: MARIKANA : 20 SEPT 2022 – 25 NOV 2022 (SWIMMING POOL CONVERTED TO 94 EHP SITES)




GANSBAAI: MASAKHANE & BLOMPARK, 10 MARCH 2023 (2ND HANDOVER: 150 HOUSES TO BENEFICIARIES)



TITLE DEED HANDOVER : ZWELIHLE, MOUNT PLEASANT AND HAWSTON ON 15 SEPTEMBER 2023 (TOTAL NUMBER OF 54 TITLE DEEDS: PRE-1994 TO 2014 IRDP TRANSFERS)



ZWELIHLE: HOSTELS RENOVATION, 2022/2023 - 2023/2024 (ROOF AND WINDOWS WERE UPGRADED)



STANFORD , 02 APRIL 2024 (HANDOVER: 150 HOUSES TO BENEFICIARIES)



TITLE DEED HANDOVER : HAWSTON AND MOUNT PLEASANT , 30 APRIL 2024, (FLISP:107 HAWSTON AND FLISP:22 MOUNT PLEASANT)




OVERSTRAND TITLE DEED ROAD SHOW, 06 MAY 2024 (TOTAL NUMBER OF 600 TITLED DEED HANDOVER: PRE-1994 TO 2014 IRDP TRANSFERS)



5 UPGRADE OF ONRUSRIVIER ABLUTION FACILITY AND LIFESAVER OUTLOOK POINT (CAPITAL PROJECT)




6 UPGRADE OF MARINE HOTEL STORMWATER OUTLET AND INSTALLATION OF PST AND RIAL




7 BABEL AND KRABEL, HERMANUS: MAINTENANCE OF ROAD AND SIDEWALK AND INSTALLATION OF POST AND RAILS



8 ZWELIHLE BUILDING: INSTALLATION OF FENCING



9 VERMONT: BOARDWALK MAINTENANCE AND ONRUSRIVIER POST & RAILS ATLANTIC DRIVE



10 SANDBAAI: STORMWATER MAINTENANCE



11 SANDBAAI: LONG STREET STORMWATER CHANNEL (CAPITAL PROJECT)



12 SPEED CALMING: HERMANUS AND VOELKLIP AREA (CAPITAL PROJECT)



13 VOELKLIP: STORMWATER MAINTENANCE PROJECT 4TH STREET



14 EASTCLIFF: STORMWATER MAINTENANCE PROJECT



15 ONRUSRIVIER: MCFARLANE STORMWATER MAITNENANCE



16 DAVIS POOL: CONCRETE WORKS



17 DAVIS POOL: CONCRETE WORKS

Changes to Onrus Caravan Park & Davies Pool

- Place paving on certain stands to improve leveling of sites.
- Removed 3 Boilers and Burners and reinstalled electrical geysers.
- Repainted the infrastructure of the camp.
- Installed new V-channel curbs in camp.
- Installed new catchpits in Camp to control water damage to sites.
- Installed retaining wall at Main ablution block with concrete slab.
- Installed synthetic grass at playground.
- Installed 10x10 concrete slab to make basketball court.
- Installed 10 x10 synthetic grass play area.
- Remove main entrance roof due to structural damage for the safety of clients, also to allow camping trucks to enter the facility.
- Installed Porter Potty cleaning station at new block ablution with new storeroom.
- Installed new window at managers office.
- Replaced 2 window and sliding door at Managers house with aluminum.
- Replaced fencing on perimeter around camp and installed new spikes on top.
- Replaced locks on ablution toilet doors.
- Installed new toilet roll holder that was specifically designed.

Davies Pool

- Painted Davies Pool Ablutions
- Moved gym equipment at Davies Pool from one position to another.
- Installed synthetic grass at Davies Pool
- Repair Broken bench at Davies Pool



Speedbumps, wash basin and Taring road



Maintenance work was done to upgrade facility



Play park upgrade





ROAD RESEAL PROGRAM



BLUE FLAG BEACHES 2022/2023 TO 2023/2024



ESTABLISHMENT OF OVERSTRAND MUNICIPALITY : WARD COMMITTEES, 15 - 18 NOVEMBER 2021



OVERSTRAND SCOOPS PRESTIGIOUS NATIONAL ARBOUR CITY AWARD, 2023/2024



AWARD FOR OVERSTRAND LIBRARIES



HAWSTON AND ZWELIHLE RESIDENTS RECEIVED WHEELIE BINS



OVERSTRAND - POTHOLE REPAIRS	2021/22	2022/23	2023/24
POTHoles REPORTED/RECEIVED	328	374	496
POTHoles RESOLVED WITHIN THE STANDARD TIME (20 DAY	228	283	410
POTHoles REPAIRED	328	374	496
PERCENTAGE POTHoles WITHIN STANDARD TIME (20 DAYS	69,51	75,67	82,66

PERFORMANCE REPORT - 2021/2022

' Dept: AMENITIES BEACHES BUILDING CARPENTRY CEMETRIES PARKS SEWER SOLID WASTE STREETS SWATER TANKERS WATER Area: GANSBAAI HERMANUS
KLEINMOND STANFORD District: "ALL" '

DEPARTMENTS	Overstrand		Hermanus		Gansbaai		Kleinmond		Stanford	
	Received	% Comp	Received	% Comp	Received	% Comp	Received	% Comp	Received	% Comp
BUSH CLEARING	109	100%	22	100%	85	100%	0	0%	2	100%
CUT GRASS/WEED/PAVEMENTS	419	100%	160	100%	113	100%	134	100%	12	100%
CUT TREES AND OR BRANCHES	122	100%	81	100%	16	100%	12	100%	13	100%
GENERAL	1,438	100%	730	100%	286	100%	215	100%	207	100%
IRRIGATION	92	100%	1	100%	64	100%	3	100%	24	100%
MAINTENANCE - PARKS/GARDEN	77	100%	7	100%	65	100%	2	100%	3	100%
PRUNING OF TREES	99	100%	6	100%	80	100%	9	100%	4	100%
REMOVE BRANCHES/FALLEN TREES	184	100%	85	100%	62	100%	27	100%	10	100%
TOTAL - PARKS	2,540	100%	1,092	100%	771	100%	402	100%	275	100%
SEWER										
BLOCKAGES	2,068	100%	1,627	100%	83	100%	291	100%	67	100%
GENERAL	1,580	100%	880	100%	484	100%	101	100%	115	100%
SEWERAGE CONNECTION	17	100%	8	100%	7	100%	1	100%	1	100%
SPILLAGE	301	100%	215	100%	79	100%	7	100%	0	0%
TOTAL - SEWER	3,966	100%	2,730	100%	653	100%	400	100%	183	100%
SOLID WASTE										
BUSINESS REFUSE	313	100%	104	100%	104	100%	53	100%	52	100%
DOMESTIC REFUSE	2,214	100%	1,068	100%	572	100%	468	100%	106	100%
GENERAL	1,958	100%	644	100%	557	100%	635	100%	122	100%
ILLEGAL DUMPING - CLEAN UP	66	100%	19	100%	13	100%	1	100%	33	100%
PUBLIC REFUSE	745	100%	286	100%	376	100%	51	100%	32	100%
TOTAL - SOLID WASTE	5,296	100%	2,121	100%	1,622	100%	1,208	100%	345	100%
STREETS										
GENERAL	1,548	100%	593	100%	363	100%	527	100%	65	100%
INVESTIGATE - STREETS	69	100%	22	100%	23	100%	20	100%	4	100%
KERBS	118	100%	69	100%	27	100%	20	100%	2	100%
REPAIR POTHOLES	334	100%	193	100%	66	100%	58	100%	17	100%

PERFORMANCE REPORT - 2021/2022

' Dept: AMENITIES BEACHES BUILDING CARPENTRY CEMETRIES PARKS SEWER SOLID WASTE STREETS SWATER TANKERS WATER Area: GANSBAAI HERMANUS
KLEINMOND STANFORD District: "ALL" '

DEPARTMENTS	Overstrand		Hermanus		Gansbaai		Kleinmond		Stanford	
	Received	% Comp	Received	% Comp	Received	% Comp	Received	% Comp	Received	% Comp
SIGNS & ROAD PAINT	414	100%	225	100%	90	100%	86	100%	13	100%
TOTAL - STREETS	2,483	100%	1,102	100%	569	100%	711	100%	101	100%
SWATER										
BLOCKAGES - SWATER	308	100%	225	100%	8	100%	64	100%	11	100%
CLEAN STORM WATER CHANNELS	200	100%	72	100%	46	100%	71	100%	11	100%
GENERAL	475	100%	200	100%	86	100%	164	100%	25	100%
TOTAL - SWATER	983	100%	497	100%	140	100%	299	100%	47	100%
TANKERS										
BULK DRAIN PUMPED	305	100%	0	0%	305	100%	0	0%	0	0%
GENERAL	340	100%	7	100%	328	100%	4	100%	1	100%
PUMP NO CHARGE	141	100%	10	100%	87	100%	17	100%	27	100%
PDA TOILETS	356	100%	0	0%	318	100%	0	0%	38	100%
PUMP TANKS	55,440	100%	10,794	100%	13,312	100%	30,490	100%	844	100%
TOTAL - TANKERS	56,582	100%	10,811	100%	14,350	100%	30,511	100%	910	100%
WATER										
BURST WATER PIPE	311	100%	15	100%	14	100%	275	100%	7	100%
GENERAL	4,905	100%	2,031	100%	1,544	100%	1,023	100%	307	100%
LEAK	964	100%	460	100%	52	100%	285	100%	167	100%
MAINTENANCE - RETICULATION - WATER	14	100%	2	100%	6	100%	3	100%	3	100%
MOVE WATER METER	70	100%	31	100%	16	100%	19	100%	4	100%
NEW WATER CONNECTION	565	100%	119	100%	255	100%	184	100%	7	100%
NO WATER	738	100%	512	100%	25	100%	194	100%	7	100%
TOTAL - WATER	7,567	100%	3,170	100%	1,912	100%	1,983	100%	502	100%
TOTAL:	83,350	100%	23,280	100%	21,156	100%	36,290	100%	2,624	100%

PERFORMANCE REPORT - 2022/2023

' Dept: AMENITIES BEACHES BUILDING CARPENTRY CEMETRIES PARKS SEWER SOLID WASTE STREETS SWATER TANKERS WATER Area: GANSBAAI HERMANUS
KLEINMOND STANFORD District: "ALL" '

DEPARTMENTS	Overstrand		Hermanus		Gansbaai		Kleinmond		Stanford	
	Received	% Comp	Received	% Comp	Received	% Comp	Received	% Comp	Received	% Comp
AMENITIES										
GENERAL	760	100%	180	100%	265	100%	15	100%	300	100%
TOTAL - AMENITIES	760	100%	180	100%	265	100%	15	100%	300	100%
BEACHES										
GENERAL	1,515	100%	429	100%	588	100%	498	100%	0	0%
TOTAL - BEACHES	1,515	100%	429	100%	588	100%	498	100%	0	100%
BUILDING										
BLOCKAGES	1	100%	0	0%	1	100%	0	0%	0	0%
ELECTRICAL ISSUES	330	100%	232	100%	54	100%	38	100%	6	100%
GENERAL	388	100%	205	100%	38	100%	126	100%	19	100%
MAINTENANCE - BUILDING	86	100%	27	100%	6	100%	43	100%	10	100%
PAINT	71	100%	50	100%	1	100%	17	100%	3	100%
REPAIR MANHOLE COVER & FRAME	107	100%	102	100%	0	0%	5	100%	0	0%
TOTAL - BUILDING	983	100%	616	100%	100	100%	229	100%	38	100%
CARPENTRY										
GENERAL	573	100%	427	100%	78	100%	63	100%	5	100%
TOTAL - CARPENTRY	573	100%	427	100%	78	100%	63	100%	5	100%
CEMETRIES										
GENERAL	318	100%	213	100%	38	100%	22	100%	45	100%
TOTAL - CEMETRIES	318	100%	213	100%	38	100%	22	100%	45	100%

PERFORMANCE REPORT - 2022/2023

' Dept: AMENITIES BEACHES BUILDING CARPENTRY CEMETRIES PARKS SEWER SOLID WASTE STREETS SWATER TANKERS WATER Area: GANSBAAI HERMANUS
KLEINMOND STANFORD District: "ALL" '

DEPARTMENTS	Overstrand		Hermanus		Gansbaai		Kleinmond		Stanford	
	Received	% Comp	Received	% Comp	Received	% Comp	Received	% Comp	Received	% Comp
PARKS										
BUSH CLEARING	72	100%	19	100%	52	100%	0	0%	1	100%
CUT GRASS/WEED/PAVEMENTS	457	100%	201	100%	102	100%	139	100%	15	100%
CUT TREES AND OR BRANCHES	174	100%	110	100%	45	100%	10	100%	9	100%
GENERAL	1,500	100%	678	100%	240	100%	251	100%	331	100%
IRRIGATION	135	100%	13	100%	56	100%	2	100%	64	100%
MAINTENANCE - PARKS/GARDEN	59	100%	0	0%	51	100%	0	0%	8	100%
PRUNING OF TREES	98	100%	36	100%	46	100%	5	100%	11	100%
REMOVE BRANCHES/FALLEN TREES	184	100%	88	100%	47	100%	19	100%	30	100%
TOTAL - PARKS	2,679	100%	1,145	100%	639	100%	426	100%	469	100%
SEWER										
BLOCKAGES	2,168	100%	1,659	100%	133	100%	289	100%	87	100%
GENERAL	1,825	100%	999	100%	613	100%	94	100%	119	100%
SEWERAGE CONNECTION	101	100%	80	100%	15	100%	4	100%	2	100%
SPILLAGE	256	100%	227	100%	18	100%	9	100%	2	100%
TOTAL - SEWER	4,350	100%	2,965	100%	779	100%	396	100%	210	100%
SOLID WASTE										
BUSINESS REFUSE	414	100%	101	100%	105	100%	156	100%	52	100%
DOMESTIC REFUSE	2,523	100%	1,117	100%	572	100%	730	100%	104	100%
GENERAL	2,114	100%	653	100%	516	100%	737	100%	208	100%
ILLEGAL DUMPING - CLEAN UP	362	100%	23	100%	170	100%	103	100%	66	100%
PUBLIC REFUSE	670	100%	238	100%	378	100%	53	100%	1	100%
TOTAL - SOLID WASTE	6,083	100%	2,132	100%	1,741	100%	1,779	100%	431	100%
STREETS										
GENERAL	1,774	100%	681	100%	425	100%	475	100%	193	100%
INVESTIGATE - STREETS	56	100%	20	100%	7	100%	23	100%	6	100%

PERFORMANCE REPORT - 2022/2023

' Dept: AMENITIES BEACHES BUILDING CARPENTRY CEMETRIES PARKS SEWER SOLID WASTE STREETS SWATER TANKERS WATER Area: GANSBAAI HERMANUS
KLEINMOND STANFORD District: "ALL" '

DEPARTMENTS	Overstrand		Hermanus		Gansbaai		Kleinmond		Stanford	
	Received	% Comp	Received	% Comp	Received	% Comp	Received	% Comp	Received	% Comp
KERBS	116	100%	72	100%	33	100%	9	100%	2	100%
REPAIR POTHOLES	384	100%	218	100%	77	100%	38	100%	51	100%
SIGNS & ROAD PAINT	350	100%	212	100%	67	100%	68	100%	3	100%
TOTAL - STREETS	2,680	100%	1,203	100%	609	100%	613	100%	255	100%
SWATER										
BLOCKAGES	2	100%	2	100%	0	0%	0	0%	0	0%
BLOCKAGES - SWATER	307	100%	243	100%	5	100%	50	100%	9	100%
CLEAN STORM WATER CHANNELS	268	100%	103	100%	78	100%	71	100%	16	100%
GENERAL	434	100%	143	100%	94	100%	153	100%	44	100%
INVESTIGATE - STREETS	1	100%	0	0%	0	0%	1	100%	0	0%
LEAK	1	100%	0	0%	0	0%	1	100%	0	0%
TOTAL - SWATER	1,013	100%	491	100%	177	100%	276	100%	69	100%
TANKERS										
BULK DRAIN PUMPED	133	100%	1	100%	132	100%	0	0%	0	0%
GENERAL	342	100%	3	100%	333	100%	1	100%	5	100%
PUMP NO CHARGE	322	100%	6	100%	254	100%	15	100%	47	100%
PDA TOILETS	269	100%	0	0%	252	100%	0	0%	17	100%
PUMP TANKS	58,439	100%	11,002	100%	14,659	100%	31,880	100%	898	100%
TOTAL - TANKERS	59,505	100%	11,012	100%	15,630	100%	31,896	100%	967	100%
WATER										
BURST WATER PIPE	307	100%	45	100%	12	100%	243	100%	7	100%
GENERAL	5,450	100%	2,536	100%	1,449	100%	1,050	100%	415	100%
LEAK	1,195	100%	527	100%	264	100%	245	100%	159	100%
MAINTENANCE - RETICULATION - WATER	11	100%	1	100%	6	100%	4	100%	0	0%
MOVE WATER METER	160	100%	75	100%	58	100%	22	100%	5	100%
NEW WATER CONNECTION	678	100%	106	100%	434	100%	129	99%	9	100%
NO WATER	510	100%	341	100%	53	100%	110	100%	6	100%

PERFORMANCE REPORT - 2022/2023

' Dept: AMENITIES BEACHES BUILDING CARPENTRY CEMETRIES PARKS SEWER SOLID WASTE STREETS SWATER TANKERS WATER Area: GANSBAAI HERMANUS KLEINMOND STANFORD District: "ALL" '

DEPARTMENTS	Overstrand		Hermanus		Gansbaai		Kleinmond		Stanford	
	Received	% Comp	Received	% Comp	Received	% Comp	Received	% Comp	Received	% Comp
TOTAL - WATER	8,311	100%	3,631	100%	2,276	100%	1,803	100%	601	100%
TOTAL:	88,770	100%	24,444	100%	22,920	100%	38,016	100%	3,390	100%

PERFORMANCE REPORT - 2023/2024

' Dept: AMENITIES BEACHES BUILDING CARPENTRY CEMETRIES PARKS SEWER SOLID WASTE STREETS SWATER TANKERS WATER Area: GANSBAAI HERMANUS
KLEINMOND STANFORD District: "ALL" '

DEPARTMENTS	Overstrand		Hermanus		Gansbaai		Kleinmond		Stanford	
	Received	% Comp	Received	% Comp	Received	% Comp	Received	% Comp	Received	% Comp
AMENITIES										
GENERAL	751	100%	136	100%	270	100%	17	100%	328	100%
TOTAL - AMENITIES	751	100%	136	100%	270	100%	17	100%	328	100%
BEACHES										
GENERAL	1,526	100%	443	99%	581	100%	502	100%	0	0%
TOTAL - BEACHES	1,526	100%	443	99%	581	100%	502	100%	0	100%
BUILDING										
ELECTRICAL ISSUES	258	100%	169	100%	49	100%	33	100%	7	100%
GENERAL	388	94%	213	89%	6	100%	142	100%	27	96%
MAINTENANCE - BUILDING	96	98%	12	92%	15	100%	51	98%	18	100%
PAINT	63	98%	33	97%	3	100%	18	100%	9	100%
REPAIR MANHOLE COVER & FRAME	106	89%	100	88%	0	0%	2	100%	4	100%
TOTAL - BUILDING	911	96%	527	93%	73	100%	246	100%	65	98%
CARPENTRY										
GENERAL	474	99%	286	98%	103	100%	80	99%	5	100%
MAINTENANCE - BUILDING	1	100%	0	0%	1	100%	0	0%	0	0%
TOTAL - CARPENTRY	475	99%	286	98%	104	100%	80	99%	5	100%
CEMETRIES										
GENERAL	343	100%	217	100%	41	100%	25	100%	60	98%
TOTAL - CEMETRIES	343	100%	217	100%	41	100%	25	100%	60	98%

PERFORMANCE REPORT - 2023/2024

' Dept: AMENITIES BEACHES BUILDING CARPENTRY CEMETRIES PARKS SEWER SOLID WASTE STREETS SWATER TANKERS WATER Area: GANSBAAI HERMANUS
KLEINMOND STANFORD District: "ALL" '

DEPARTMENTS	Overstrand		Hermanus		Gansbaai		Kleinmond		Stanford	
	Received	% Comp	Received	% Comp	Received	% Comp	Received	% Comp	Received	% Comp
PARKS										
BUSH CLEARING	62	100%	19	100%	42	100%	1	100%	0	0%
CUT GRASS/WEED/PAVEMENTS	413	99%	217	97%	68	100%	107	100%	21	100%
CUT TREES AND OR BRANCHES	149	100%	76	100%	50	100%	10	100%	13	100%
GENERAL	1,564	98%	686	97%	281	100%	286	99%	311	100%
IRRIGATION	145	97%	52	92%	52	100%	3	100%	38	100%
MAINTENANCE - PARKS/GARDEN	99	99%	1	100%	83	100%	8	100%	7	86%
PRUNING OF TREES	87	99%	56	98%	25	100%	0	0%	6	100%
REMOVE BRANCHES/FALLEN TREES	208	99%	122	99%	59	100%	18	94%	9	100%
TOTAL - PARKS	2,727	99%	1,229	97%	660	100%	433	99%	405	100%
SEWER										
BLOCKAGES	2,229	100%	1,736	100%	144	100%	276	99%	73	100%
GENERAL	1,307	98%	705	97%	441	100%	87	92%	74	100%
SEWERAGE CONNECTION	95	97%	85	98%	7	100%	0	0%	3	67%
SPILLAGE	331	100%	315	100%	3	100%	11	100%	2	100%
TOTAL - SEWER	3,962	99%	2,841	99%	595	100%	374	97%	152	99%
SOLID WASTE										
BUSINESS REFUSE	416	100%	104	100%	104	100%	156	100%	52	100%
DOMESTIC REFUSE	2,547	100%	1,144	100%	572	100%	727	100%	104	100%
GENERAL	2,147	100%	735	100%	438	100%	789	100%	185	99%
ILLEGAL DUMPING - CLEAN UP	391	99%	25	100%	264	100%	46	100%	56	95%
PUBLIC REFUSE	646	100%	211	100%	381	100%	54	100%	0	0%
TOTAL - SOLID WASTE	6,147	100%	2,219	100%	1,759	100%	1,772	100%	397	99%
STREETS										
GENERAL	1,863	98%	612	95%	559	100%	506	98%	186	100%
INVESTIGATE - STREETS	55	100%	25	100%	4	100%	22	100%	4	100%

PERFORMANCE REPORT - 2023/2024

' Dept: AMENITIES BEACHES BUILDING CARPENTRY CEMETRIES PARKS SEWER SOLID WASTE STREETS SWATER TANKERS WATER Area: GANSBAAI HERMANUS KLEINMOND STANFORD District: "ALL" '

DEPARTMENTS	Overstrand		Hermanus		Gansbaai		Kleinmond		Stanford	
	Received	% Comp	Received	% Comp	Received	% Comp	Received	% Comp	Received	% Comp
TOTAL - WATER	8,080	99%	2,963	99%	2,518	100%	1,785	99%	814	100%
TOTAL:	88,472	99%	23,923	99%	21,977	100%	39,413	99%	3,159	100%